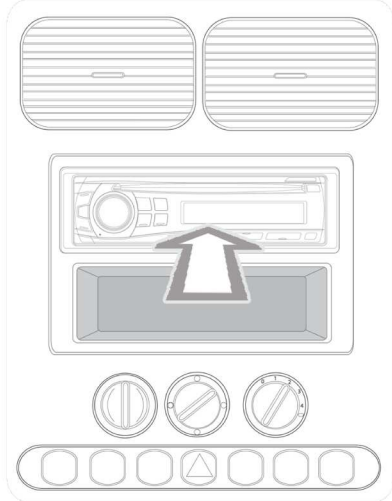
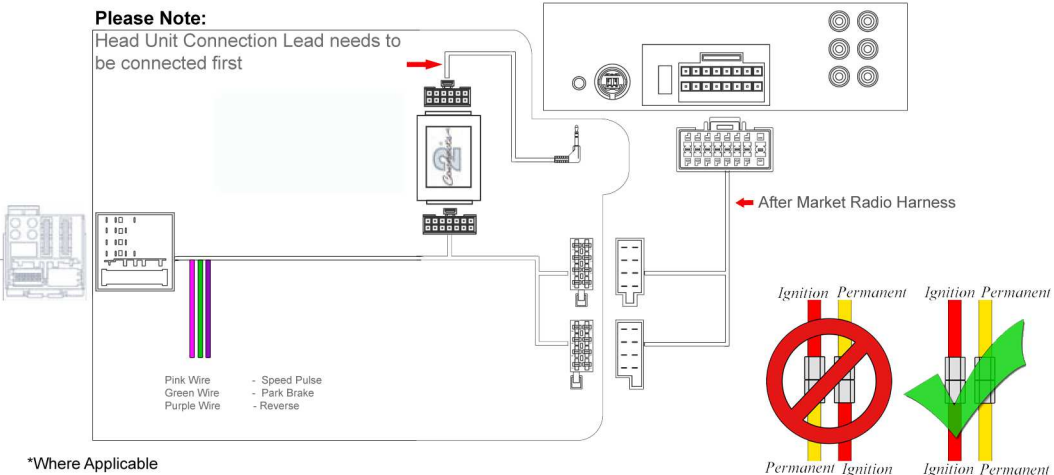
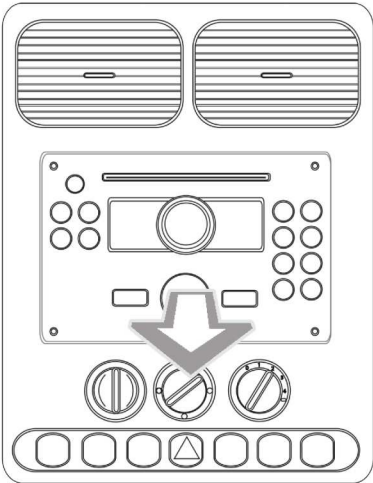


Installation Guide

Part No: CTSPG007.2 Peugeot Can-Bus Steering Wheel Control Interface



Vehicle Compatibility:

- Peugeot
- | | |
|-----|-------|
| 207 | 2005> |
| 307 | 2000> |
| 308 | 2007> |
| 407 | 2003> |
| 408 | 2009> |
| 807 | 2000> |
- 40 Pin Connector
RD4, RT4 With CAN-Bus & Stalk Controls
Use CTRPG001
to retain rear parking sensors

Board Computer / System Settings



Installation Guide

Part No: CTSPG007.2 Peugeot Can-Bus Steering Wheel Control Interface



If the vehicle you have will not let you change the selected item, do the following:
Firstly enter MENU mode as described on previous page.

Peugeot

1. Once in MENU mode HOLD SOURCE BUTTON for 3 seconds.
2. After 3 seconds the display will return to radio mode to acknowledge you have held the button.
3. Now the roll wheel can be used to increment / decrement the selected item.
4. Once power has been removed from the interface, it will default back to its original settings.

Citroen

1. Once in MENU mode HOLD MUTE BUTTON for 3 seconds.
2. After 3 seconds the display will return to radio mode to acknowledge you have held the button.
3. Now the roll wheel can be used to increment / decrement the selected item.
4. Once power has been removed from the interface, it will default back to its original settings.