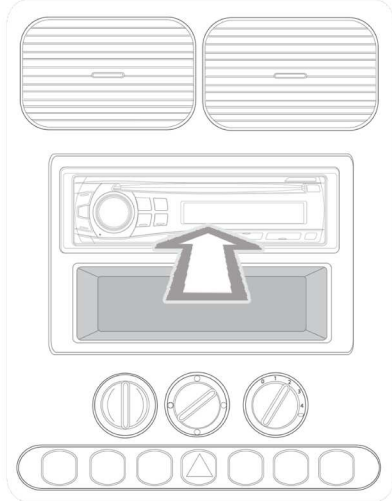
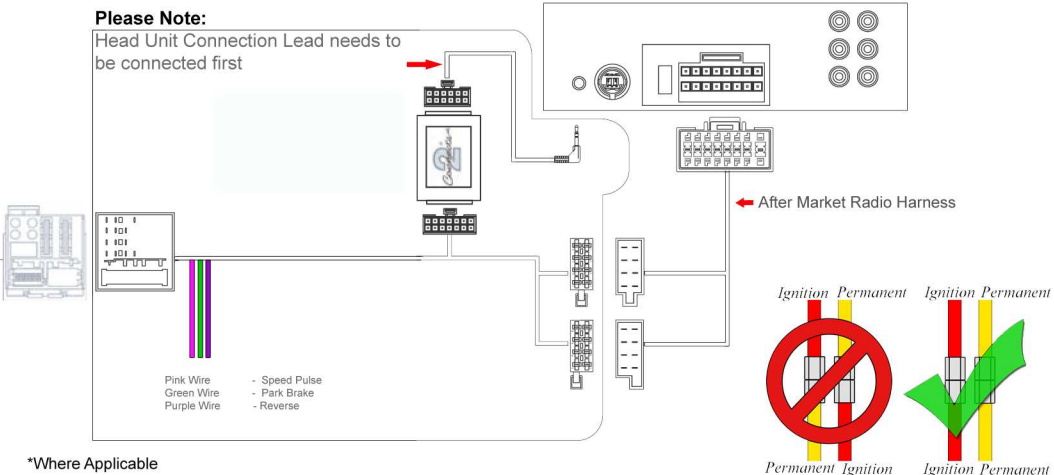
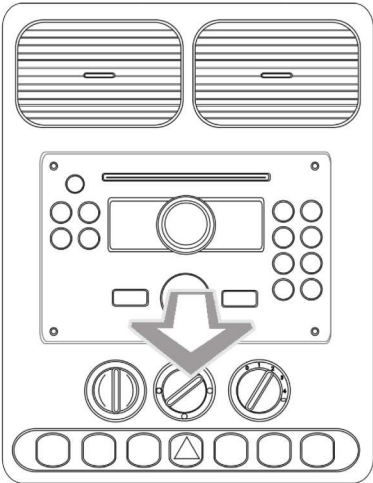


Installation Guide

Part No: CTSCCT003.2 Citroen Can-Bus Steering Wheel Control Interface



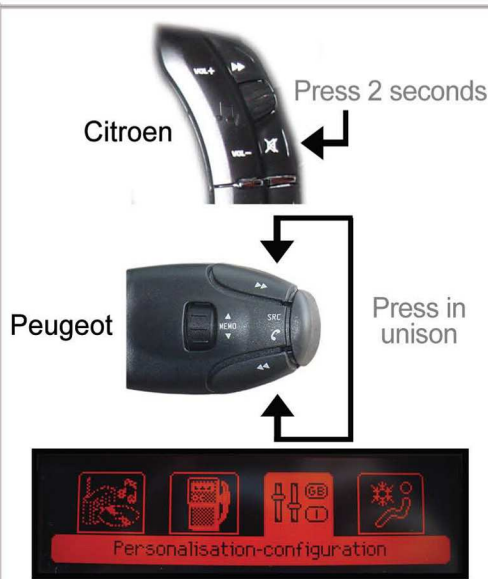
Vehicle Compatibility:

Citroen

C2	2003 - 2009
C3	2006>
C4	2004 - 2010
C5 MkII	2008>
C8	2001>
DS3	2010>

RD4, RT4 With CAN-Bus Stalk Controls
Order RCT001 to retain rear parking sensors

Board Computer / System Settings



Installation Guide

Part No: CTSCCT003.2 Citroen Can-Bus Steering Wheel Control Interface



If the vehicle you have will not let you change the selected item, do the following:
Firstly enter MENU mode as described on previous page.

Peugeot

1. Once in MENU mode HOLD SOURCE BUTTON for 3 seconds.
2. After 3 seconds the display will return to radio mode to acknowledge you have held the button.
3. Now the roll wheel can be used to increment / decrement the selected item.
4. Once power has been removed from the interface, it will default back to its original settings.

Citroen

1. Once in MENU mode HOLD MUTE BUTTON for 3 seconds.
2. After 3 seconds the display will return to radio mode to acknowledge you have held the button.
3. Now the roll wheel can be used to increment / decrement the selected item.
4. Once power has been removed from the interface, it will default back to its original settings.